



DO NOT head north!

You will not be able to get back.

North slope

旭岳
Mt. Asahidake
2290.9

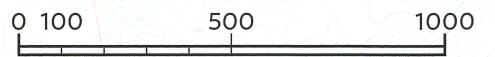
Go down westward!

DO NOT go down south!

Missing frequent occurrences here!

South slope

**CAUTION!
Avalanche Danger**



Mt. Asahidake Winter Survival Guide Map

All hikers can greatly improve their skills on Mt. Daisetsuzan.

*Be sure to bring survival equipment (shown on the reverse side) when you go outside the ski courses.

EMERGENCY

Call 110

「この地図の作成に当たっては、国土地理院長の承認を得て、同院発行の数値地図(国土基本情報)電子国土基本図(地図情報)及び数値地図(国土基本情報)電子国土基本図(地名情報)を使用した。(承認番号 平30情使、第1627号)」

Survival Equipment

to prevent mountain accidents

Survival Actions

if a mountain accident occurs

See the reverse side for the map. ↗

CASES

- Lost due to low visibility in cloudy weather.
- Proceeding without correct direction bearing led to missing.
- Could not go back on course from back country slope.
- Crossing steep slopes after a snowfall triggered avalanche.


Set up your smartphone while waiting for the ropeway

Offline map app

This app can be used without internet.

(Examples)

- ① Install the app Geographica.



- ② View the map of Asahidake in Geographica.



- ③ The map is saved automatically when Asahidake is displayed.

An app that shows your location and direction

iPhone Set up the **compass** app


(Examples)

- ① Settings → Privacy → Location Services "On" → Compass → ALLOW LOCATION ACCESS "while Using the App"
- ② Settings → Compass → Use True North "Off"
- ③ Extras → Compass


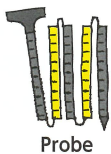
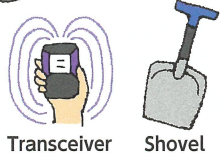
Android Install **GPS** app

(Examples)

- GPS Status & Toolbox / EclipSim
- GPS Tools ® / VirtualMaze
- GPS DATE (English) / EXA Tools



Carry equipment to save lives!



The rescue team will search for you! Survive without giving up!

- Stay still to save your strength. Build a survival system for at least three days and wait for the rescue team.
- If you cannot make a call, send a text to your family and ask for help.
- Sit on your backpack not on the cold snow.
- If you hear a helicopter, wave your arms or backpack, or flash a light.